



Legislative District Information After 2011 Reapportionment Senate District 27

House Districts: 3, 36, 37, 38, 40

District Population: 140,833

County	Population	Percent
Arapahoe	140,833	100.00%

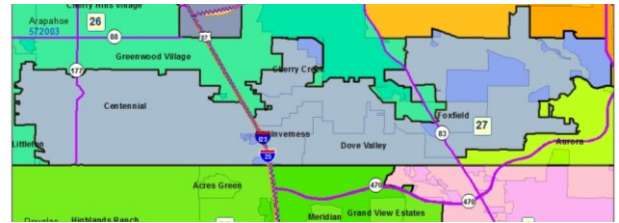
Registered Voters: 82,205

Party	Number	Percent
Republican	34,052	41.42%
Democratic	23,881	29.05%
Unaffiliated	23,825	28.98%
Minor Party	447	0.54%

Voting Age Population: 103,246

Population Demographics

Race/Ethnicity	Number	Percent
White-Non Hispanic	111,477	79.16%
Hispanic	11,442	8.12%
Black	6,494	4.61%
American Indian or Alaskan Native	923	0.66%
Asian	10,039	7.13%
Hawaiian or Pacific Islander	209	0.15%
Other	249	0.18%



2010 Election Results

Election	Party	Number	Percent
U.S. Senate	Republican	31,162	50.06%
	Democratic	28,433	45.68%
	Minor Party	2,649	4.26%
Governor	Republican	4,775	7.60%
	Democratic	31,753	50.53%
	Minor Party	26,311	41.87%
Treasurer	Republican	32,271	54.02%
	Democratic	27,470	45.98%


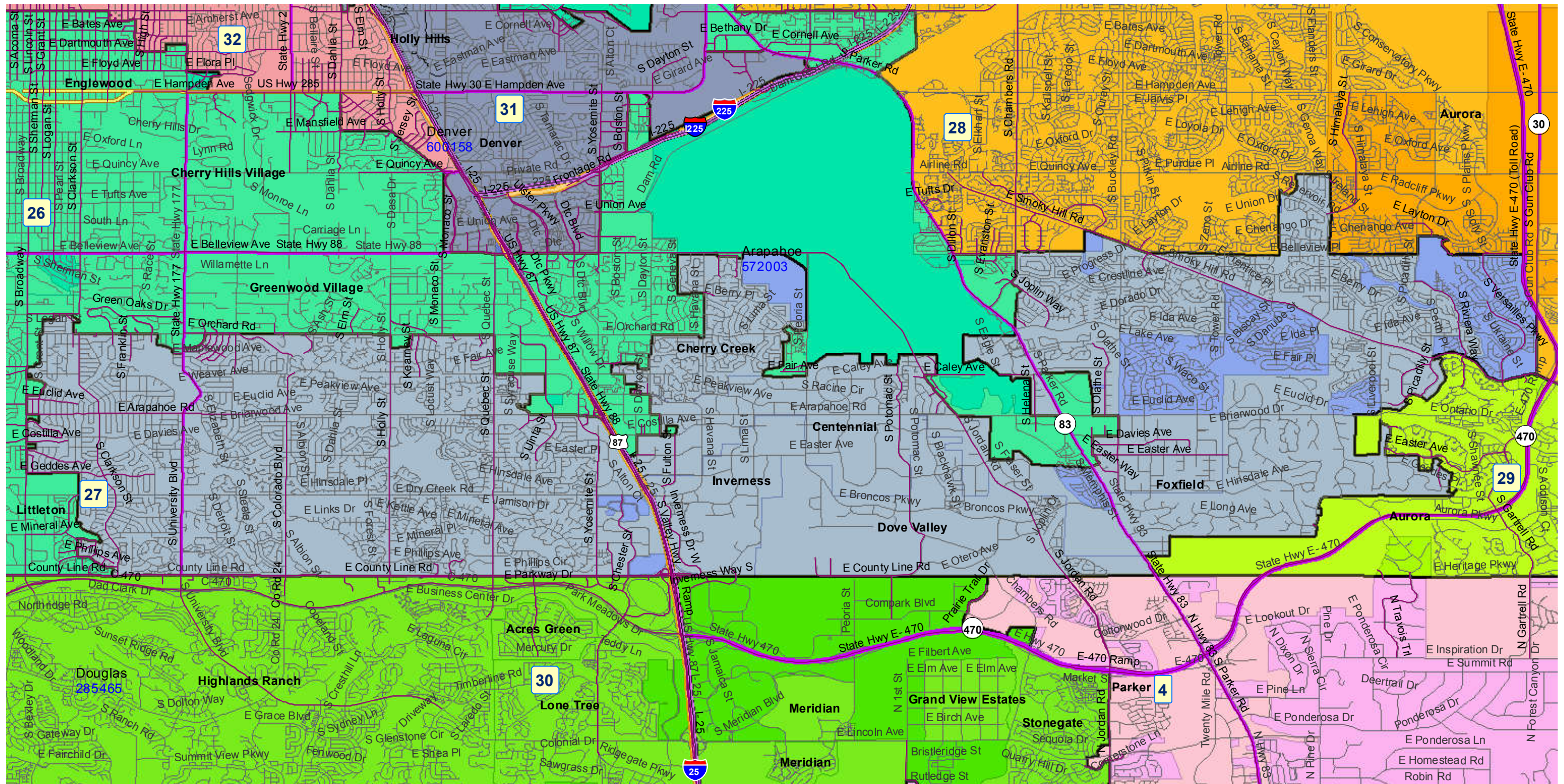
Communities within district

- Centennial
- Cherry Creek
- Dove Valley
- Foxfield
- Inverness

School Districts within district

- Cherry Creek 5
- Douglas County RE 1
- Littleton 6

Senate District 27 After 2011 Reapportionment



Prepared by Reapportionment Commission Staff
December 2011

Senate District 27 After 2011 Reapportionment

