



Legislative District Information After 2011 Reapportionment Senate District 2

House Districts: 13, 18, 19, 20, 21, 39, 47, 60

District Population: 145,759

County	Population	Percent
El Paso County	50,291	34.50%
Fremont County	46,824	32.12%
Teller County	23,350	16.02%
Park County	16,206	11.12%
Clear Creek County	9,088	6.23%

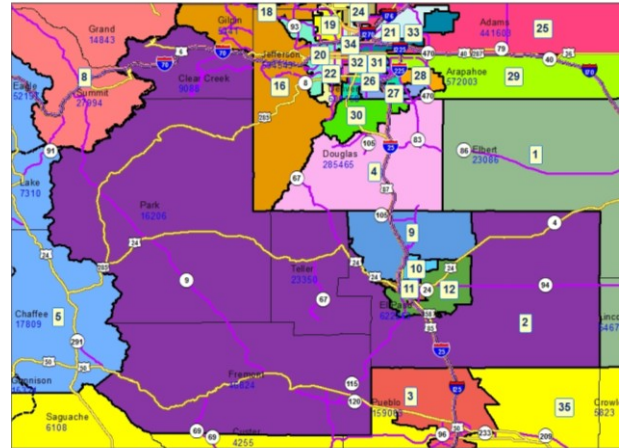
Registered Voters: 70,140

Party	Number	Percent
Republican	32,254	45.99%
Democratic	16,284	23.22%
Unaffiliated	21,052	30.01%
Minor Party	550	0.78%

Voting Age Population: 112,716

Population Demographics

Race/Ethnicity	Number	Percent
White-Non Hispanic	118,410	81.24%
Hispanic	15,629	10.72%
Black	6,267	4.30%
American Indian or Alaskan Native	2,757	1.89%
Asian	2,073	1.42%
Hawaiian or Pacific Islander	387	0.27%
Other	236	0.16%



2010 Election Results

Election	Party	Number	Percent
U.S. Senate	Republican	29,484	58.36%
	Democratic	17,231	34.11%
	Minor Party	3,802	7.53%
Governor	Republican	9,180	18.03%
	Democratic	18,526	36.39%
	Minor Party	23,204	45.58%
Treasurer	Republican	31,189	63.23%
	Democratic	18,134	36.77%

Communities within district

- Alma
- Brookside
- Canon City
- Calhan
- Cascade-Chipita Park
- Central City
- Coal Creek
- Coaldale
- Cotopaxi
- Cripple Creek
- Divide
- Downieville-Lawson-Dumont

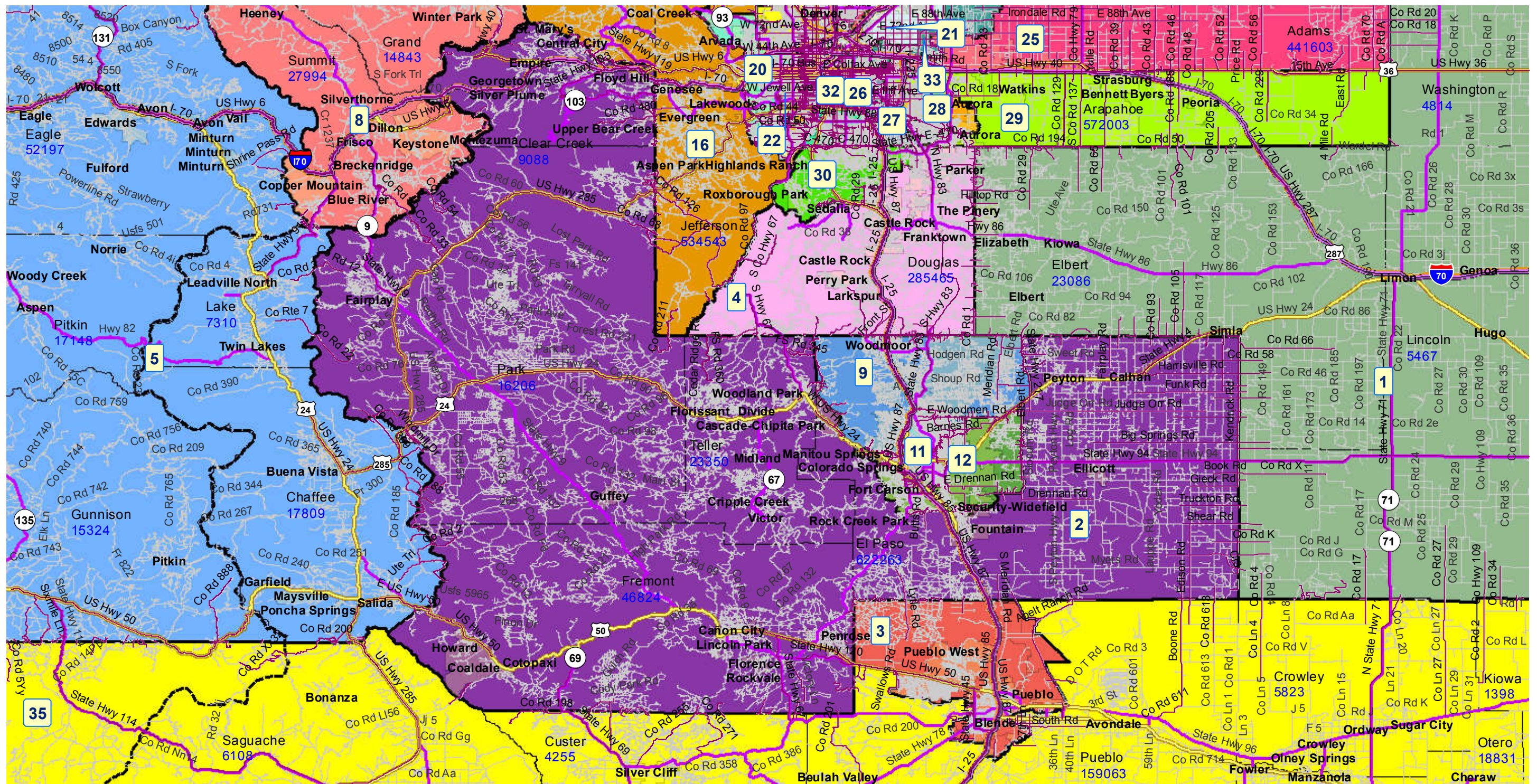
Ellicott
Empire
Fairplay
Florence
Florissant
Floyd Hill
Fountain
Georgetown
Goldfield
Green Mountain Falls
Guffey
Howard
Idaho Springs
Lincoln Park
Midland
Penrose
Peyton
Ramah
Rock Creek Park
Rockvale
Security-Widefield
Silver Plume
St. Mary's
Upper Bear Creek
Victor
Williamsburg
Woodland Park

School Districts within district

Big Sandy 100J
Buena Vista R-31
Calhan RJ-1
Canon City RE-1
Cheyenne Mountain 12
Clear Creek RE-1
Colorado Springs 11
Cotopaxi RE-3
Cripple Creek-Victor RE-1
Custer County C-1
Douglas County RE 1
East Grand 2
Edison 54 JT
Elbert 200
Ellicott 22

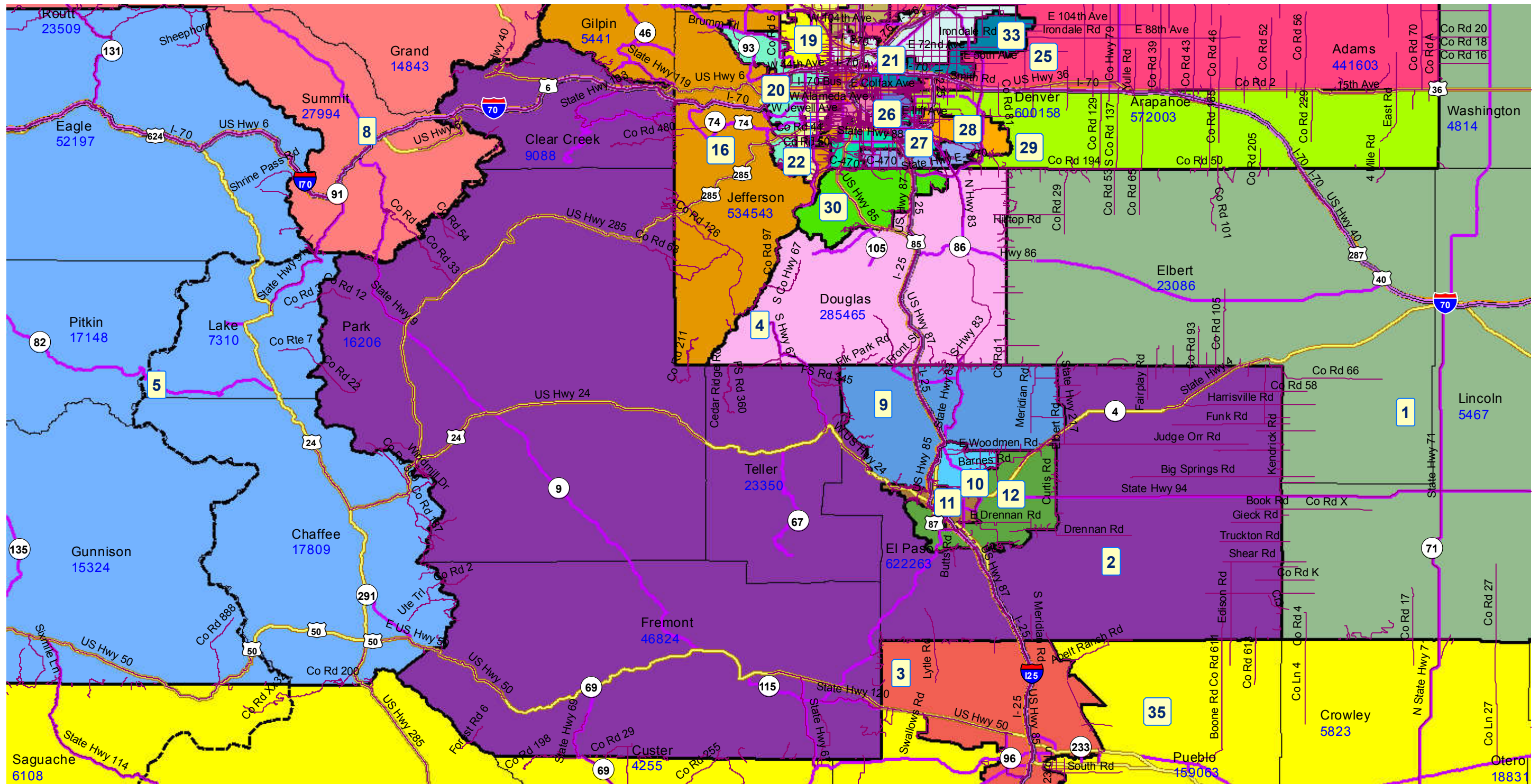
Falcon 49
Florence RE-2
Fountain 8
Fowler R-4J
Gilpin County RE-1
Hanover 28
Jefferson County R-1
Lake County R-1
Lewis-Palmer 38
Manitou Springs 14
Miami/Yoder 60 JT
Mountain Valley RE 1
Park County RE-2
Peyton 23 JT
Platte Canyon 1
Pueblo County Rural 70
Salida R-32
Summit RE-1
West Grand 1-JT
Widefield 3
Woodland Park RE-2

Senate District 2 After 2011 Reapportionment



Prepared by Reapportionment Commission Staff
December 2011

Senate District 2 After 2011 Reapportionment



Prepared by Reapportionment Commission Staff
December 2011