



Legislative District Information After 2011 Reapportionment Senate District 19

House Districts: 24, 27, 29

District Population: 140,983

County	Population	Percent
Jefferson	140,983	100.00%

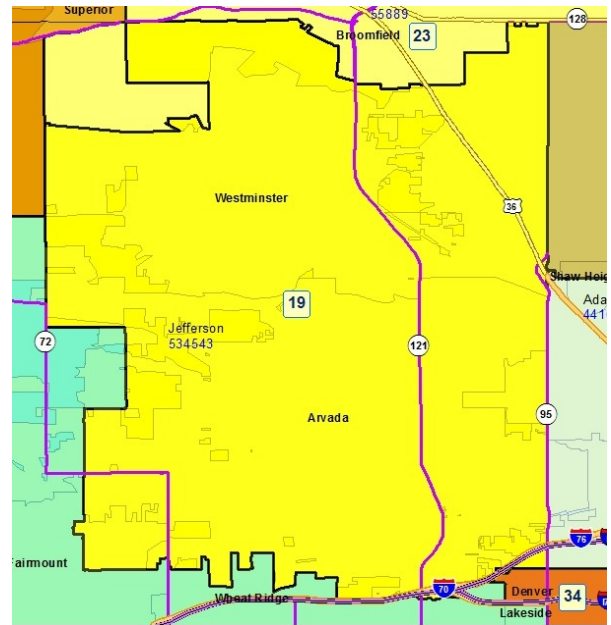
Registered Voters: 77,208

Party	Number	Percent
Republican	26,156	33.88%
Democratic	25,338	32.82%
Unaffiliated	25,182	32.62%
Minor Party	532	0.69%

Voting Age Population: 108,200

Population Demographics

Race/Ethnicity	Number	Percent
White-Non Hispanic	112,748	79.97%
Hispanic	19,816	14.06%
Black	1,855	1.32%
American Indian or Alaskan Native	1,349	0.96%
Asian	4,809	3.41%
Hawaiian or Pacific Islander	160	0.11%
Other	246	0.17%



2010 Election Results

Election	Party	Number	Percent
U.S. Senate	Republican	25,597	45.17%
	Democratic	27,500	48.53%
	Minor Party	3,573	6.30%
Governor	Republican	4,199	7.28%
	Democratic	28,898	50.09%
	Minor Party	24,598	42.63%
Treasurer	Republican	26,835	49.99%
	Democratic	26,841	50.01%

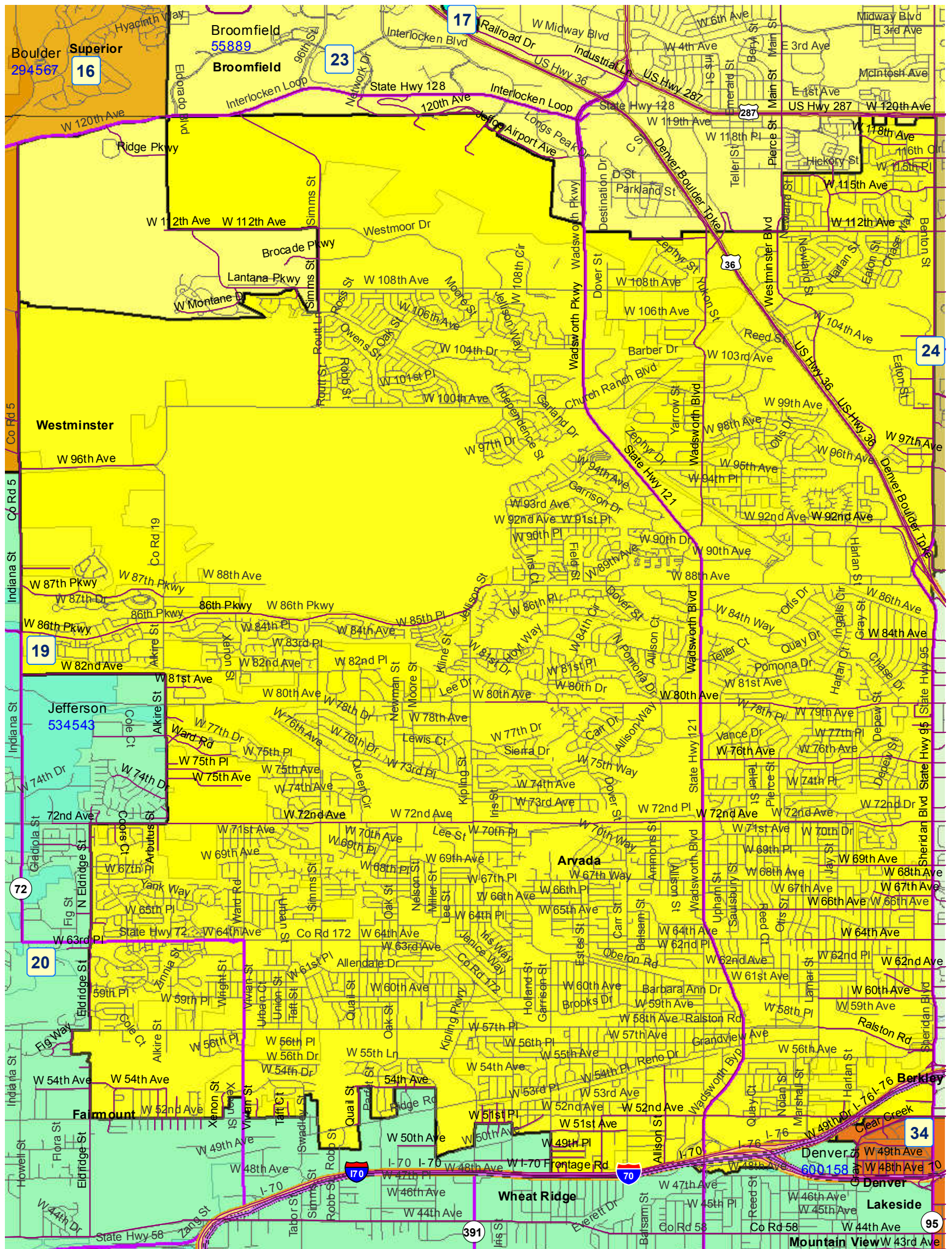
Communities within district

- Arvada
- Fairmount
- Westminster

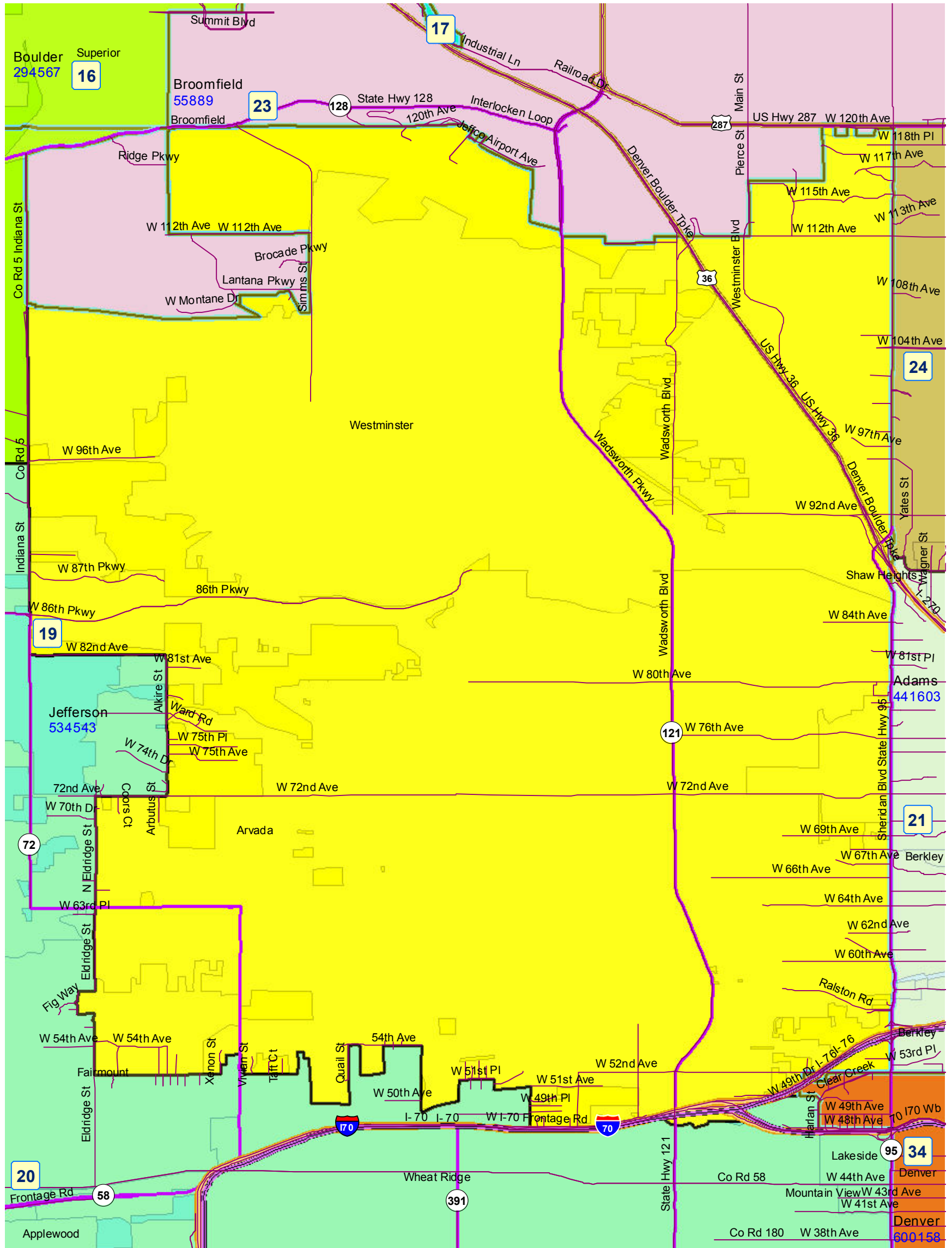
School Districts within district

- Boulder Valley RE 2
- Denver County 1
- Jefferson County R-1
- Northglenn-Thornton 12
- Westminster 50

Senate District 19 After 2011 Reapportionment



Senate District 19 After 2011 Reapportionment



Prepared by Reapportionment Commission Staff
December 2011