



# Legislative District Information After 2011 Reapportionment House District 32

**Senate Districts: 21**

**District Population: 75,960**

County	Population	Percent
Adams County	75,960	100%

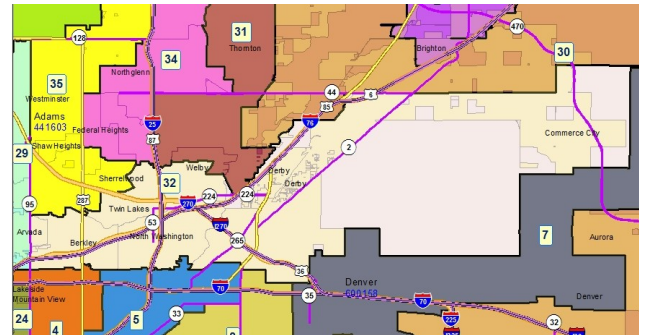
**Registered Voters: 22,826**

Party	Number	Percent
Republican	4,463	19.55%
Democratic	10,795	47.29%
Unaffiliated	7,404	32.44%
Minor Party	164	0.72%

**Voting Age Population: 53,102**

**Population Demographics**

Race/Ethnicity	Number	Percent
White-Non Hispanic	28,052	36.93%
Hispanic	43,395	57.13%
Black	1,684	2.22%
American Indian or Alaskan Native	819	1.08%
Asian	1,753	2.31%
Hawaiian or Pacific Islander	89	0.12%
Other	168	0.22%



**2010 Election Results**

Election	Party	Number	Percent
U.S. Senate	Republican	4,577	33.25%
	Democratic	7,996	58.09%
	Minor Party	1,191	8.65%
Governor	Republican	1,088	7.82%
	Democratic	7,716	55.49%
	Minor Party	5,102	36.69%
Treasurer	Republican	5,070	38.07%
	Democratic	8,248	61.93%


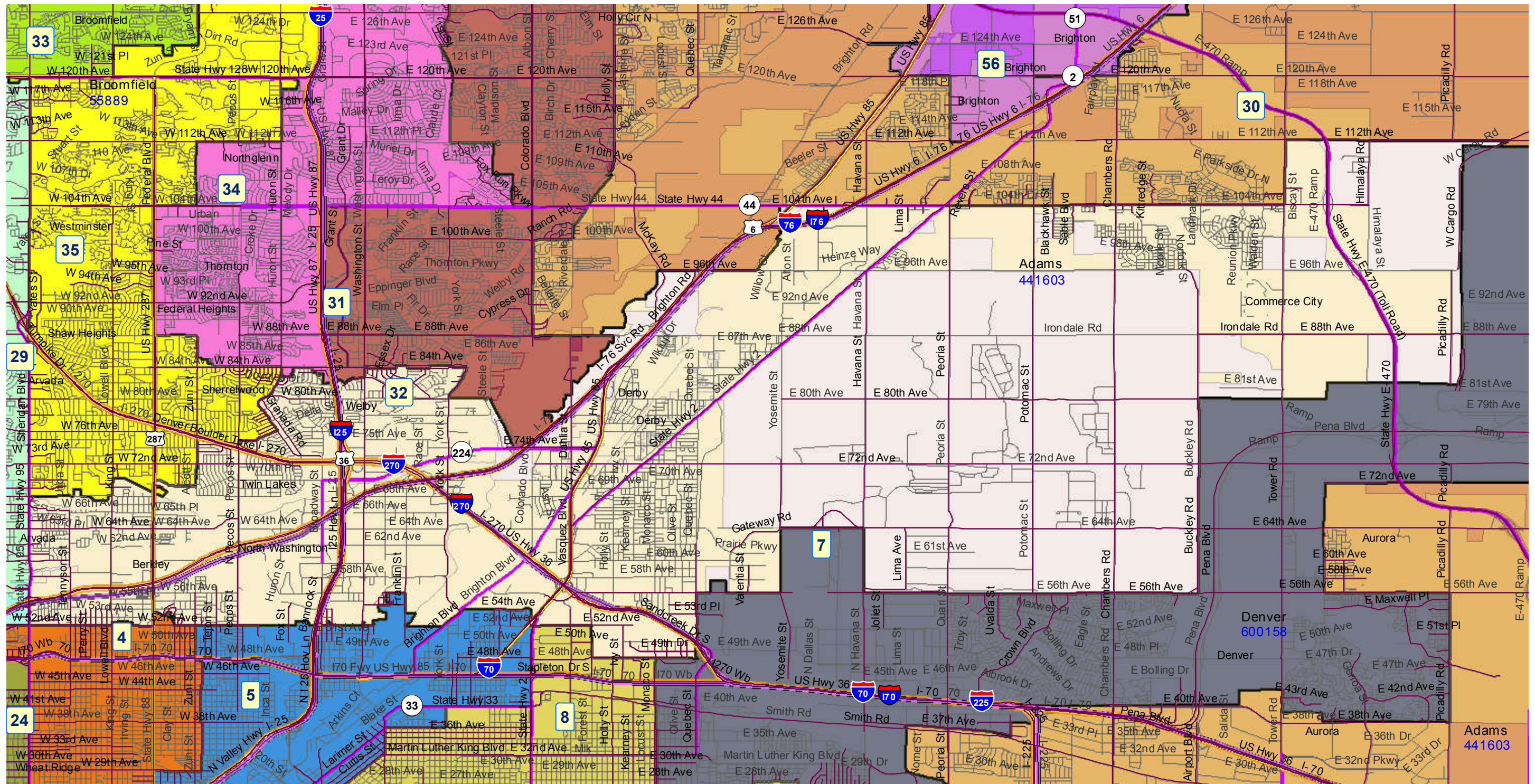
**Communities within district**

- Arvada
- Berkley
- Commerce City
- Derby
- North Washington
- Sherrelwood
- Twin Lakes
- Welby

**School Districts within district**

- Adams County 14
- Brighton 27J
- Denver County 1
- Jefferson County R-1
- Mapleton 1
- Northglenn-Thornton 12
- Westminster 50

# House District 32 After 2011 Reapportionment



Prepared by Reapportionment Commission Staff  
December 2011

