



Legislative District Information

After 2011 Reapportionment

House District 18

Senate Districts: 2, 9, 10, 11, 12

District Population: 78,834

County	Population	Percent
El Paso County	78,834	100%

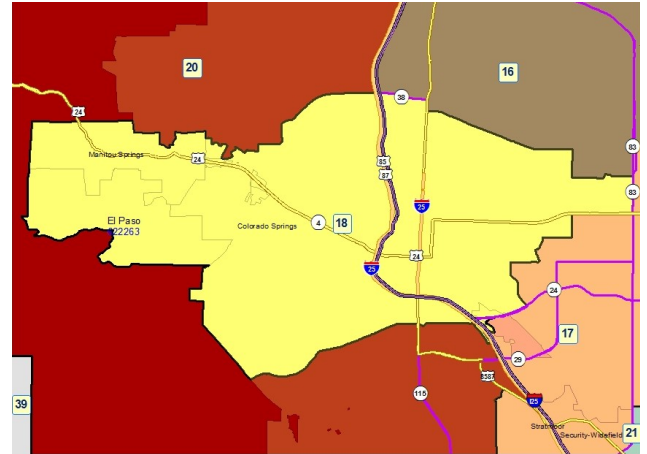
Registered Voters: 39,771

Party	Number	Percent
Republican	13,183	33.15%
Democratic	12,917	32.48%
Unaffiliated	13,268	33.36%
Minor Party	403	1.01%

Voting Age Population: 64,750

Population Demographics

Race/Ethnicity	Number	Percent
White-Non Hispanic	60,471	76.71%
Hispanic	10,935	13.87%
Black	4,141	5.25%
American Indian or Alaskan Native	1,213	1.54%
Asian	1,685	2.14%
Hawaiian or Pacific Islander	185	0.23%
Other	204	0.26%



2010 Election Results

Election	Party	Number	Percent
U.S. Senate	Republican	11,318	42.19%
	Democratic	13,884	51.75%
	Minor Party	1,625	6.06%
Governor	Republican	3,306	12.30%
	Democratic	14,816	55.14%
	Minor Party	8,749	32.56%
Treasurer	Republican	11,923	46.43%
	Democratic	13,759	53.57%


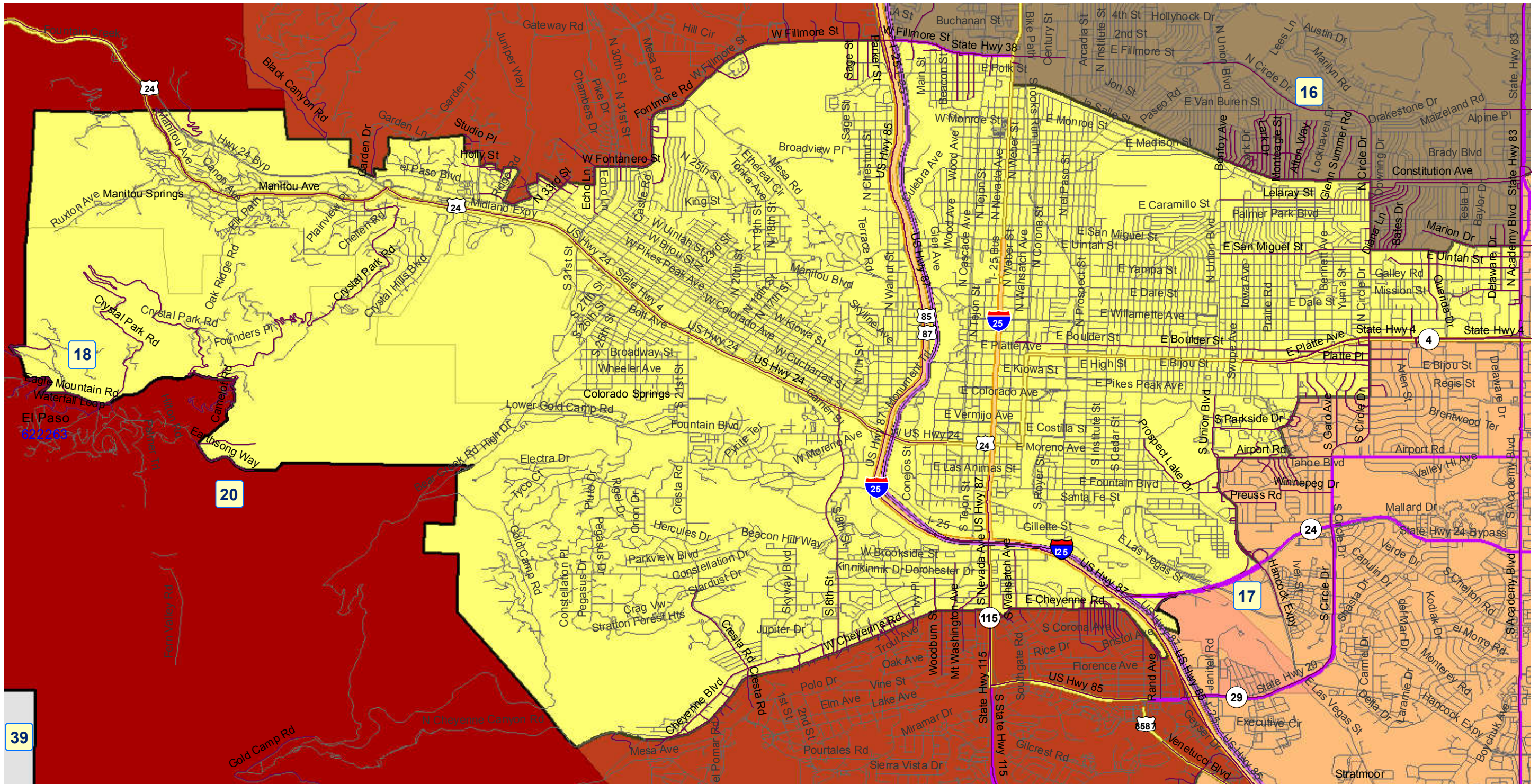
Communities within district

Colorado Springs
Manitou Springs

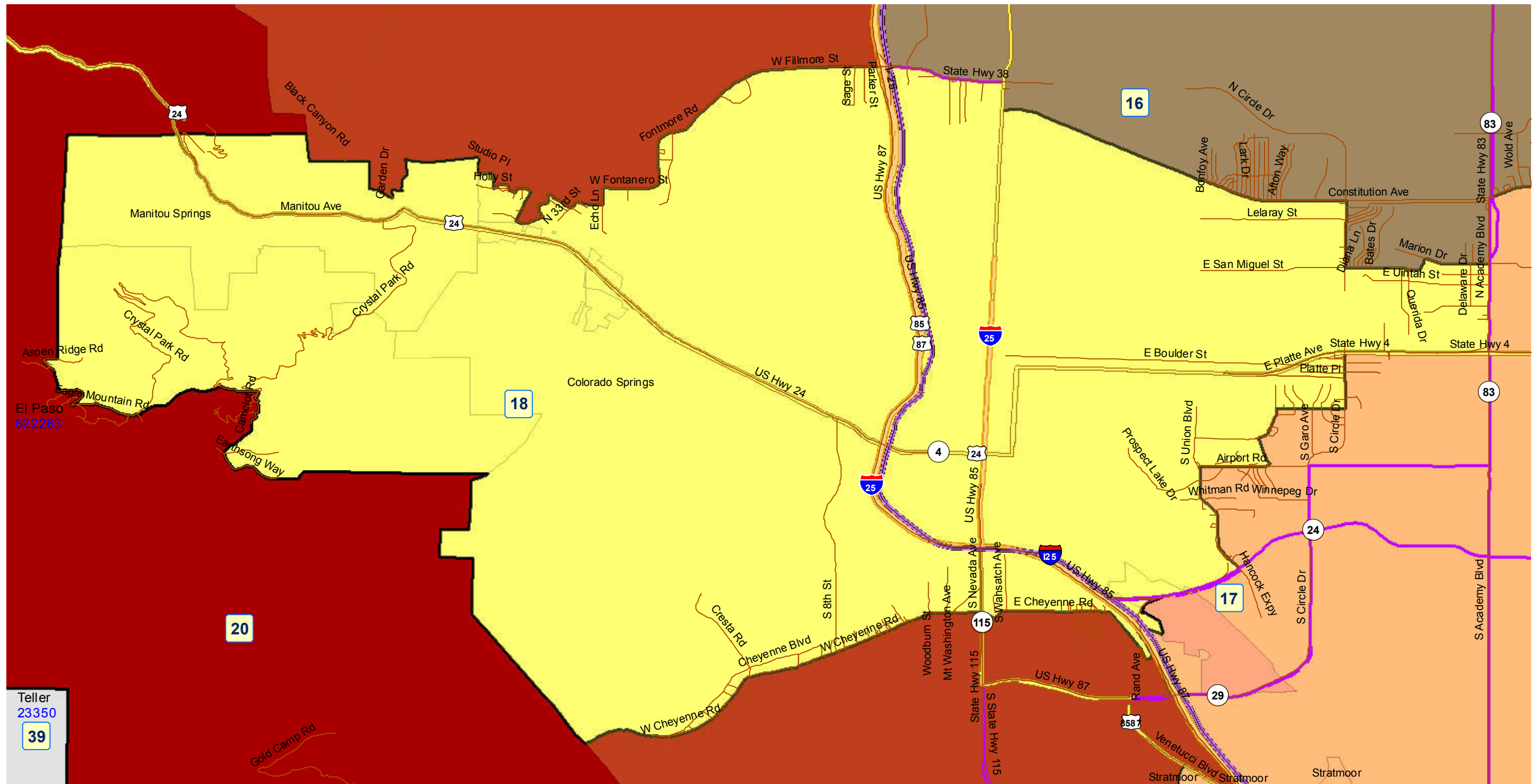
School Districts within district

Cheyenne Mountain 12
Colorado Springs 11
Harrison 2
Manitou Springs 14

House District 18 After 2011 Reapportionment



House District 18 After 2011 Reapportionment



Prepared by Reapportionment Commission Staff
December 2011